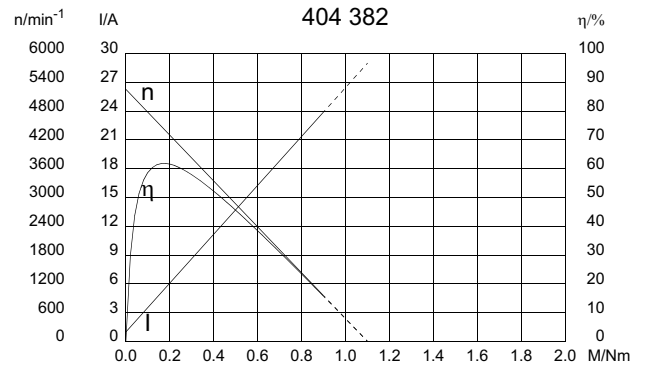
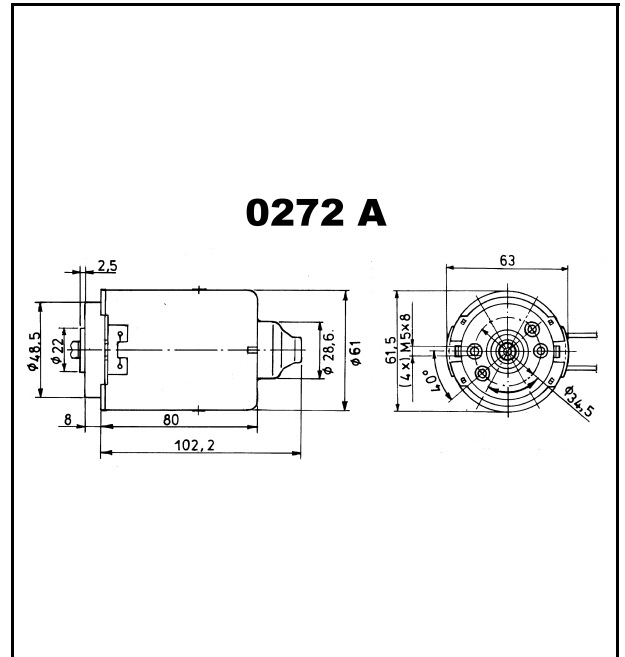


Series 0272 (GMK)

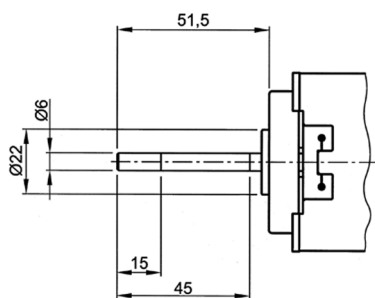
Motor type 404 382

Technical Data

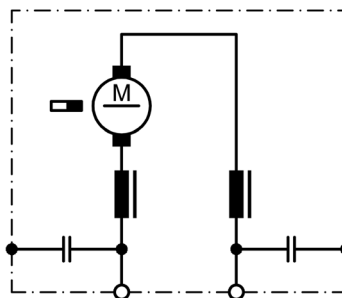
Rated voltage	U_N	[Volt]	24
No-load speed	n_0	[min ⁻¹]	5250
Nominal torque	M_N	[Nm]	0,12
ON time		%	
ON		[min]	
Starting torque	M_A	[Nm]	1,10
Gear ratio	i		--
Armature resistance, 2 bars	R	[m Ω]	530,00
4 bars	R	[m Ω]	360,00
Armature inductance, 2 bars	L	[mH]	0,90
4 bars	L	[mH]	0,80
Armature load inertia	J_R	[kgm ²] $\times 10^{-6}$	60,00
Gear wheel material			--
Hall IC			
Pulses/rev. drive shaft			
Output channels			
Remarks			
Enclosure class			IP 30
Weight		[kg]	0,900



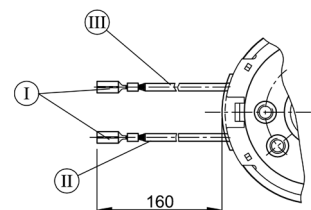
W 232



S 30



K 190



- I Blade receptacles
2,8 x 0,8 DIN 46 247
- II black
- III red