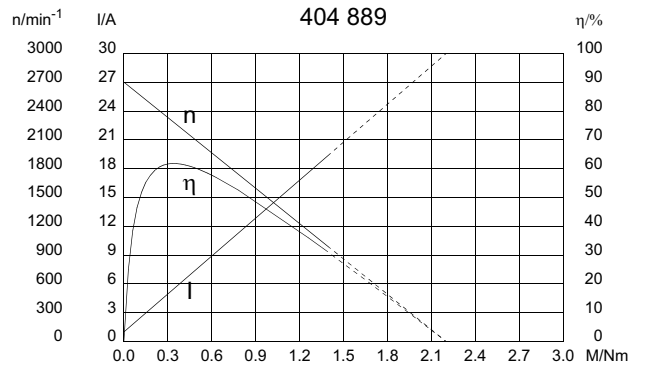
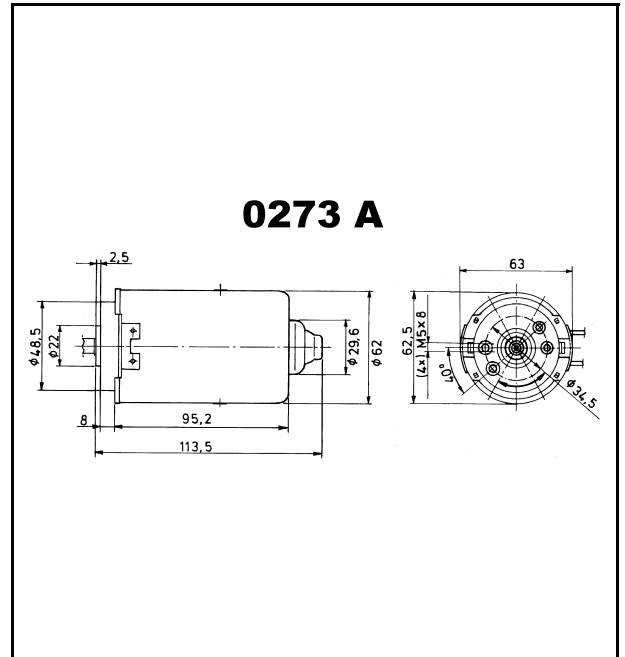


Series 0273 (GML)

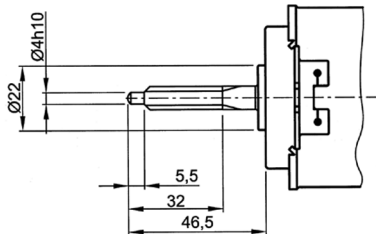
Motor type 404 889

Technical Data

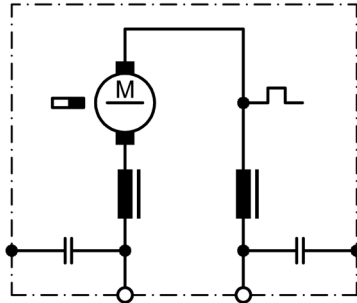
Rated voltage	U_N	[Volt]	24
No-load speed	n_0	[min ⁻¹]	2700
Nominal torque	M_N	[Nm]	0,20
ON time		%	
ON		[min]	
Starting torque	M_A	[Nm]	2,20
Gear ratio	i		
Armature resistance, 2 bars	R	[m Ω]	790,00
4 bars	R	[m Ω]	510,00
Armature inductance, 2 bars	L	[mH]	1,80
4 bars	L	[mH]	1,70
Armature load inertia	J_R	[kgm ²] $\times 10^{-6}$	85,00
Gear wheel material			
Hall IC			
Pulses/rev. drive shaft			
Output channels			
Remarks	2 start worm		
Enclosure class			IP 30
Weight		[kg]	1,150



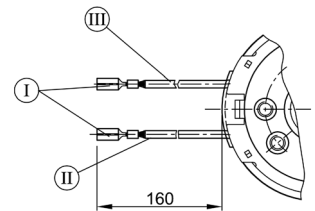
W 233



S 74



K 190



- I Blade receptacles 2,8 x 0,8 DIN 46 247
- II black
- III red